

# Commercial Finance Opportunities GBP

Alternative Fixed Income Opportunities

09/2020

The Commercial Finance Opportunities Fund (CFO) is an experienced investor alternative credit fund focused on invoice, asset and commercial finance opportunities primarily in the UK and the US. CFO operates a diversified investment portfolio consisting of secured short-term commercial and industrial loans and finance agreements, often in relation to government funded schemes and infrastructure projects.

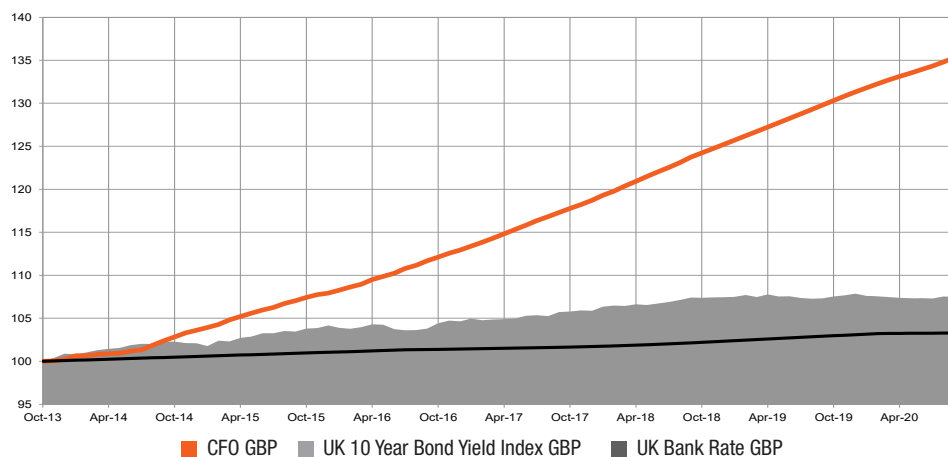
CFO is an absolute return investment strategy designed to outperform traditional equity and fixed income markets on a risk-adjusted basis. Outperformance is sought by investing in a diverse loan portfolio that generates reliable interest income streams, often with low default risk. A strong and established credit underwriting process has been designed to manage individual client and sector asset allocation risk. Most transactions are secured on assets including outstanding invoices, real estate and pledged personal guarantees from the underlying borrowers.

Most of CFO's underlying transactions have been procured and administered by a dedicated, specialist UK-based finance arranger that has lent over USD 1.5 billion and directly manages and co-funds several debt finance portfolios for large institutions. Members of this team have extensive experience in commercial and investment banking, finance and accounting at leading firms. Sophisticated systems and procedures are used throughout the origination and underwriting process and extensive research including customer background checks and credit score analysis is conducted before each finance agreement goes live.

- Diverse portfolio of secured commercial and industrial loans, and finance agreements
- Aims to achieve consistent absolute returns in most market environments
- Objective: Returns of 6% - 7% p.a. with target volatility of 1% p.a.
- Very low correlation to traditional equity and fixed income markets

## Cumulative Performance

CFO GBP vs. UK 10 Year Bond Yield Index GBP vs. UK Bank Rate GBP: 10/2013 - 09/2020



Net of Fees GBP	CFO	UK 10 Year Bond Yield Index	UK Bank Rate
<b>TOTAL</b>	<b>35.31%</b>	7.46%	3.29%
<b>3 YEAR</b>	<b>15.36%</b>	1.66%	1.65%
<b>2 YEAR</b>	<b>9.37%</b>	0.06%	1.12%
<b>1 YEAR</b>	<b>4.25%</b>	0.13%	0.37%

NOTE: Figures in the table above are for period 11/2013 - 09/2020  
Total Compound Return is calculated from 01/2012.

## Final NAV Prices

Additional information can be found at [www.prestigefunds.com](http://www.prestigefunds.com)

	10/2019	11/2019	12/2019	01/2020	02/2020	03/2020	04/2020	05/2020	06/2020	07/2020	08/2020	09/2020
<b>GBP</b>	130.27	130.79	131.29	131.75	132.21	132.67	133.07	133.47	133.87	134.29	134.77	135.27
<b>USD</b>	133.75	134.41	135.01	135.62	136.16	136.70	137.25	137.80	138.35	138.92	139.50	140.10
<b>EUR</b>	127.65	128.03	128.42	128.81	129.19	129.58	129.77	130.17	130.50	130.84	131.23	131.64
<b>CHF</b>	122.59	122.92	123.04	123.41	123.66	124.03	124.03	124.40	124.71	125.00	125.52	125.90
<b>SEK</b>	106.44	106.76	107.03	107.35	107.65	108.52	107.95	108.27	108.54	108.72	109.06	109.58

## Monthly Performance (Strategy & Fund)

CFO GBP vs. UK 10 Year Bond Yield Index GBP vs. UK Bank Rate GBP: 01/2012 - 09/2020

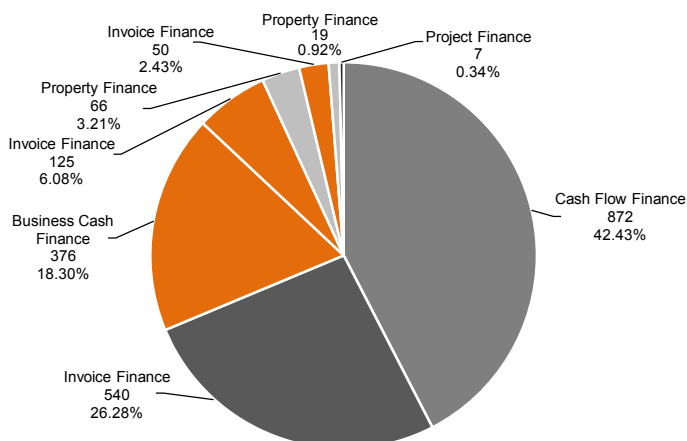
Net of Fees GBP	JAN	FEB	MAR	APR	MAY	JUN	JUL	AUG	SEP	OCT	NOV	DEC	Total Compound Return	UK 10 Year Bond Yield Index	UK Bank Rate
<b>2012</b>	0.01%	1.23%	-0.93%	-1.78%	0.53%	0.66%	0.71%	0.85%	0.81%	0.84%	0.76%	0.83%	<b>4.57%</b>	1.71%	0.48%
<b>2013</b>	1.01%	1.07%	0.90%	0.68%	0.82%	0.77%	0.97%	0.83%	0.61%	0.92%	<b>0.04%</b>	<b>0.20%</b>	<b>9.18%</b>	3.59%	0.48%
<b>2014</b>	<b>0.40%</b>	<b>0.00%</b>	<b>0.15%</b>	<b>0.10%</b>	<b>0.04%</b>	<b>0.26%</b>	<b>0.12%</b>	<b>0.53%</b>	<b>0.51%</b>	<b>0.45%</b>	<b>0.45%</b>	<b>0.30%</b>	<b>3.36%</b>	1.21%	0.48%
<b>2015</b>	<b>0.30%</b>	<b>0.35%</b>	<b>0.50%</b>	<b>0.39%</b>	<b>0.36%</b>	<b>0.35%</b>	<b>0.28%</b>	<b>0.44%</b>	<b>0.30%</b>	<b>0.35%</b>	<b>0.30%</b>	<b>0.17%</b>	<b>4.17%</b>	2.02%	0.48%
<b>2016</b>	<b>0.31%</b>	<b>0.35%</b>	<b>0.30%</b>	<b>0.49%</b>	<b>0.34%</b>	<b>0.33%</b>	<b>0.50%</b>	<b>0.35%</b>	<b>0.45%</b>	<b>0.40%</b>	<b>0.40%</b>	<b>0.32%</b>	<b>4.64%</b>	0.46%	0.38%
<b>2017</b>	<b>0.40%</b>	<b>0.41%</b>	<b>0.42%</b>	<b>0.43%</b>	<b>0.44%</b>	<b>0.44%</b>	<b>0.46%</b>	<b>0.40%</b>	<b>0.40%</b>	<b>0.40%</b>	<b>0.40%</b>	<b>0.41%</b>	<b>5.13%</b>	1.17%	0.28%
<b>2018</b>	<b>0.49%</b>	<b>0.40%</b>	<b>0.50%</b>	<b>0.45%</b>	<b>0.46%</b>	<b>0.45%</b>	<b>0.43%</b>	<b>0.45%</b>	<b>0.51%</b>	<b>0.40%</b>	<b>0.40%</b>	<b>0.40%</b>	<b>5.47%</b>	1.50%	0.60%
<b>2019</b>	<b>0.40%</b>	<b>0.40%</b>	<b>0.40%</b>	<b>0.40%</b>	<b>0.40%</b>	<b>0.40%</b>	<b>0.40%</b>	<b>0.40%</b>	<b>0.40%</b>	<b>0.40%</b>	<b>0.40%</b>	<b>0.38%</b>	<b>4.89%</b>	0.39%	0.75%
<b>2020</b>	<b>0.35%</b>	<b>0.35%</b>	<b>0.35%</b>	<b>0.30%</b>	<b>0.30%</b>	<b>0.30%</b>	<b>0.31%</b>	<b>0.36%</b>	<b>0.37%</b>				<b>3.03%</b>	-0.38%	0.18%
<b>ANNUALISED RETURN</b>													<b>5.07%</b>	1.33%	0.47%

NOTE: Past and simulated performance is not indicative of future results. Trading of CFO GBP commenced 11/2013. Results prior to 11/2013 represent actual historic results of the Fund's founder share class (now closed). Results shown 01/2012 - 10/2013 were in EUR and should not be relied upon for investment purposes. Please see the Fund's Issuing Document for terms and conditions.

## Investment Portfolio Total Loans:

As at 09/2020

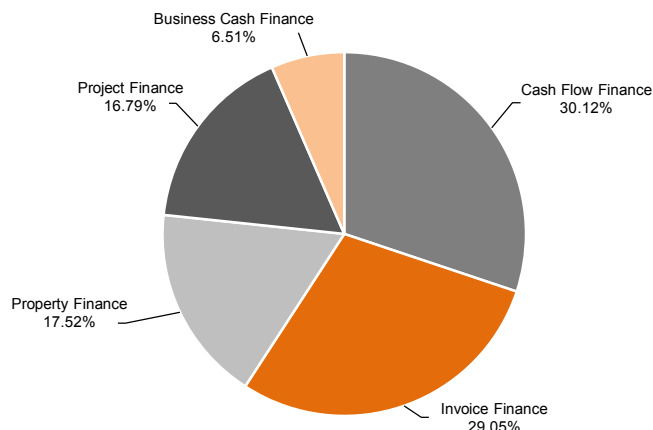
Estimated and subject to change without notice. Excludes any cash / equivalents. All figures are rounded.



## Investment Portfolio Allocations:

As at 09/2020

Estimated and subject to change without notice. Excludes any cash / equivalents. All figures are rounded.



## Risk Analysis

11/2013 - 09/2020

Estimated and subject to change without notice.

	UK 10 Year Bond Yield Index GBP	CFO GBP
Year to Date Return:	-0.38%	3.03%
Annualised Return:	1.05%	4.47%
Annualised Volatility:	0.72%	0.37%
Downside Volatility:	0.29%	0.00%
Maximum Cumulative Drawdown:	-0.66%	0.00%
Sharpe Ratio (Vol):	1.73	10.55
Best Month:	0.62%	0.53%
Worst Month:	-0.49%	0.00%
Average Month:	0.09%	0.37%
Correlation: UK 10 Year Bond Yield Index		-0.11
Correlation: S&P500 Index:		-0.06

NOTE: † Currency share class subscriptions should observe the equivalent EUR regulatory minimum at the time of investment in order to be accepted. Insurance / Investor / Nominee Platforms - the minimum initial investment level of a Fund can be met by submitting multiple investments across all currency classes for the same dealing date.

\*\*NOTE: Trading of CFO GBP commenced 11/2013. Results prior to 11/2013 represent actual historic results of the Fund's founder share class (now closed). Results shown 01/2012 - 10/2013 were in EUR and should not be relied upon for investment purposes.



## Prestige Asset Management Limited

36 Spital Square, London, E1 6DY, United Kingdom

T: +44 (0) 203 178 4055 E: info@prestigefunds.com

F: +44 (0) 203 004 9690 www.prestigefunds.com

Authorised and regulated by the Financial Conduct Authority (FCA)

Member of the Chartered Institute for Securities & Investment (CISI)

Member of the Alternative Investment Management Association (AIMA)

## Summary of Terms

Investment Manager:	Prestige Capital Management Limited
Marketing & Distribution	
Services Agent:	Prestige Asset Management Limited
Investment Strategy:	Asset Based - Direct Lending / Invoice Finance (EU SICAV) - AIFMD COMPLIANT
Domicile:	Luxembourg (EU)
Structure:	SICAV-SIF (Open Ended)
Stock Exchange Listing:	Euronext Dublin
Regulator:	Commission de Surveillance du Secteur Financier (CSSF)
Administrator:	Mitsubishi UFJ Investor Services & Banking (Luxembourg) S.A.
Auditor:	KPMG (Luxembourg)
Depository Bank:	Mitsubishi UFJ Investor Services & Banking (Luxembourg) S.A.
Currencies:	EUR / USD / GBP / CHF / SEK
Minimum Investment:	EUR 125,000† (or currency equivalent)
Liquidity:	Up to USD 2 million (or currency equivalent) monthly on 30 days' notice on a best effort basis. Amounts greater than this are by prior arrangement.
Fees:	Management 1.50% p.a. Performance 0.00% Initial 0.00% Redemption 5% in first year, declining by 1% per year, 0% after 5 years

	ISIN	SEDOL	BLOOMBERG	VALOR	CUSIP	MEXID
USD	LU0960650512	BCRYBR2	COMFOUS LX	22043791	L8176P 102	0AAAUG
EUR	LU0960650439	BCRYBQ1	COMFOEU LX	22043761	L8176P 110	0AAAUH
GBP	LU0960650603	BCRYBS3	COMFOBP LX	22043792	L8176P 128	0AAAUI
CHF	LU0960650785	BCRYBT4	COMFOCH LX	22043799	L8176P 136	0AAAUI
SEK	LU0960650868	BCRYBV6	COMFOSK LX	22043801	L8176P 169	0AAAUK

NOTE: This document is issued by Prestige Asset Management Limited (PAML) which is authorised and regulated in the UK by the Financial Conduct Authority and is for information purposes only. This document does not constitute an offer to sell or a solicitation of an offer to buy shares in any Prestige Fund/s and is only intended for distribution to persons permitted to receive it by Section 238 of the Financial Services and Markets Act 2000 (FSMA). It is not intended for retail investors. If you are unsure of your classification, you should seek independent professional advice. The Investment Fund/s and services offered or described within this document are marketed through PAML. This document contains information covering a Fund registered in Luxembourg and the Singapore Monetary Authority (MAS), therefore not subject to UK FCA authorisation and regulation or UK investor protection and compensation schemes. Premium Alternative S.A. (SICAV-SIF) formerly named Secured Growth Finance Opportunities is a Luxembourg SICAV-SIF, of which Commercial Finance Opportunities (CFO Fund) is a sub fund. CFO is an Alternative Investment Fund under the Alternative Investment Fund Management Directive (AIFMD). CFO is managed by Prestige Capital Management Limited (PCM) which is a full scope AIFM authorised and regulated by the Malta Financial Services Authority (MFA) and is subject to the full requirements of the AIFMD. CFO is an experienced investor fund and potential investors should seek professional independent financial advice prior to making any decision to invest. It is also a collective investment scheme as defined by the Commission de Surveillance du Secteur Financier (CSSF) and is licensed to carry out the activities of a collective investment scheme in the form of a Professional Investor Fund targeting eligible investors. In the UK such funds are Unregulated Collective Investment Scheme (UCIS) / Non-Mainstream Pooled Investments (NMP) and are higher risk and not suitable for all types of investor (Retail). There may be restrictions when marketing to certain jurisdictions. It is your responsibility to be informed and to observe all applicable laws and regulations of any relevant jurisdiction and to satisfy yourself that your use of this information and any subsequent investment in the fund is permissible under the applicable laws, rules and regulations of any applicable government, governmental agency or regulatory organisation where you reside. Trading of Premium Alternative S.A. (SICAV-SIF) - Commercial Finance Opportunities (Fund) began in 11/2013 and results prior to that reflect Methexis Finance Opportunities Secured Loan / CFO in GBP. Any results shown prior to this are a composite proforma based upon actual lending data provided by the Underlying Investment Advisor/s and should not be relied upon for any investment decisions. Past, future and simulated performance is no guide to future results - investments can go down as well as up and you may get back less than your original investment. Any track record/s and performance data shown is based on the actual lending results published by underlying Investment Advisor/s within the Fund, which were in existence at the time of creation but should not be relied upon when deciding to invest. Please note that the fund described within this factsheet is not for sale in the United States of America, its territories and possessions, or available for distribution to or investment by US investors. If you are uncertain with regards to your eligibility, please seek independent professional advice. Investment allocation scenarios shown are for example only and are subject to change and may vary. Further information on facts, figures and literature contained within the document is available upon request. Subscription for shares in any Prestige Fund or investment portfolio can only be made by completing the relevant application form that accompanies the Fund's Issuing Document or Offering Memorandum / Offering Supplement. Any comparisons between different funds have been made on a Net Asset Value (NAV) basis, whereas any comparisons with an index have been made on an offer-to-offer basis which the Prestige Fund directors believe is fair and not misleading. Comparative data has been obtained from reliable sources. Any comments, views and opinions expressed in any Investment Advisors Summary within this document reflect those of the underlying Investment Advisor/s and may not be the current views, comments and opinions of PAML and/or its affiliates. All trademarks are recognised. The MSCI World Index is a registered trademark of Morgan Stanley Capital International. The S&P500 Index is a registered trademark of Standard & Poor's Group. Treasury / Bond Indices are made up of actual monthly bond yields and turned into a monthly index. The returns of the index are representative of what could be achieved if one held that bond during that time period. Neither PAML, the Fund Manager nor the Fund's Administrator accept any liability from investors who rely upon any other information about any Prestige Fund/s. The Representative of the Fund/s in Switzerland is OpenFunds Investment Services AG, with its registered office at Seefeldstrasse 35, CH-8008, Zurich, T: +41 44 500 31 08, www.open-funds.ch. The Paying Agent in Switzerland is Società Bancaria Ticinese SA, Piazza Collegiata 3, CH-6501, Bellinzona, T: +41 91 821 51 21, F: +41 91 825 66 18, www.bancaria.ch. The distribution of Shares in the Fund in Switzerland must be made exclusively to Qualified Investors. The place of performance and jurisdiction for the Shares in the Fund distributed in Switzerland is at the registered office of the Representative. Publications in respect of the Shares are effected on the electronic platform www.fundinfo.com. The disclaimer on OpenFunds acting as Swiss legal representative has been drawn up in the English language. In case of any discrepancy between the English text version and any translation thereof, the English version shall prevail and be regarded as binding. Unless advised otherwise, all sources of data are those of Prestige. © 2020