

Prime Alternative Finance EUR

Alternative Fixed Income Opportunities

08/2021

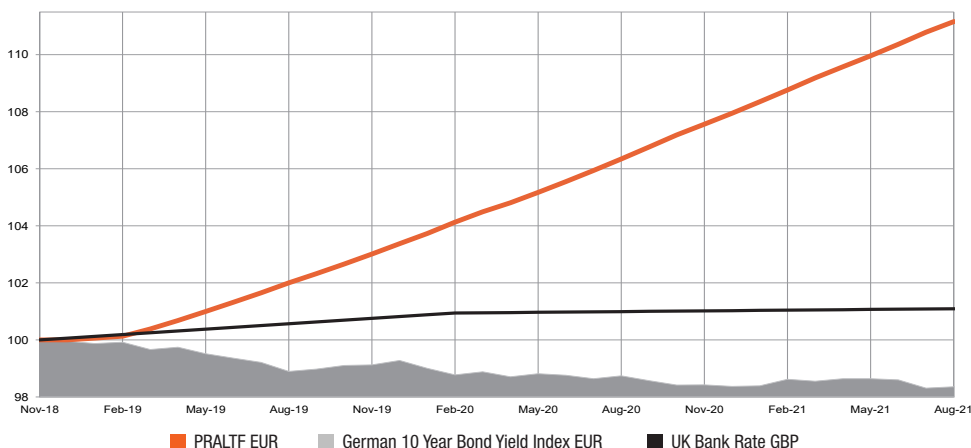
Prime Alternative Finance (PRALTF) is an experienced investor Fund which seeks to focus on asset-based direct lending by investing in a diversified portfolio consisting of rural, commercial and industrial loans, leases and finance agreements in the United Kingdom. The strategy is an absolute return - alternative investment designed to outperform traditional equity and fixed income based investments in terms of annualised market based risk. This is achieved by investing in a portfolio that carefully manages individual client and sector asset allocation risk to generate a steady stream of interest income with a low default risk both in individual cases and the wider asset class. The majority of lending activity will be project finance (typically renewable energy and waste to energy infrastructure but may also include specialist machinery, equipment and vehicles) and secured on assets including land, buildings, personal guarantees and sometimes government support incentives. Underlying borrowers include agricultural, farming and food related businesses.

All financing within the Fund is procured and administered by a dedicated, specialist UK based, licensed 'Finance Arranger' which was established more than 20 years ago, employs almost 60 people and has originated more than GBP 1 billion worth of transactions. Using the combined resources of the Finance Arranger and the Fund's Investment Manager, extensive evaluation and research is conducted before any financing opportunity is approved. The combined team has extensive experience in commercial lending and renewable energy infrastructure project finance at large financial institutions. The Finance Arranger uses established credit / project evaluation procedures for potential opportunities and sophisticated systems to monitor the in-life performance of individually approved transactions. Since inception in 2009 this investment strategy has consistently operated with low volatility and correlation to traditional bond and equity markets and regularly outperformed them on an absolute return basis.

- Invests in a diversified portfolio of asset based, finance lending and leasing agreements
- Focuses on secured agricultural, commercial and industrial renewable infrastructure opportunities
- Niche strategy - low correlation to traditional equity, bond or commodity markets
- Consistent absolute returns in most market conditions
- Target capital appreciation: 4% - 6% p.a.
- Target annualised volatility: 1% p.a.

Cumulative Performance

PRALTF EUR vs. German 10 Year Bond Yield Index EUR vs UK Bank Rate GBP: 11/2018 - 08/2021



Net of fees EUR	PRALTF	German 10 Year Bond Yield Index	UK Bank Rate
3 YEAR	N/A	-1.56%	1.28%
2 YEAR	8.99%	-0.55%	0.53%
1 YEAR	4.53%	-0.39%	0.10%

NOTE: Figures in the table above for PRALTF EUR are for period 12/2018 - 08/2021 whereas Benchmarks are for period 04/2009 - 08/2021

Final NAV Prices

Additional information can be found at www.prestigefunds.com

	09/2020	10/2020	11/2020	12/2020	01/2021	02/2021	03/2021	04/2021	05/2021	06/2021	07/2021	08/2021
GBP	109.03	109.50	109.94	110.39	110.86	111.35	111.85	112.32	112.80	113.31	113.82	114.33
USD	109.46	109.94	110.44	110.95	111.39	111.85	112.34	112.81	113.30	113.78	114.28	114.70
EUR	106.75	107.18	107.55	107.94	108.34	108.75	109.17	109.56	109.94	110.35	110.77	111.15
CHF	105.59	105.97	106.29	106.65	107.02	107.40	107.72	108.09	108.47	108.84	109.23	109.53
SEK	106.67	107.14	107.46	107.78	108.35	108.69	109.13	109.52	109.87	110.29	110.71	111.10

Monthly Performance (Strategy & Fund)

PRALTF EUR vs. German 10 Year Bond Yield Index EUR vs UK Bank Rate GBP: 04/2009 - 08/2021

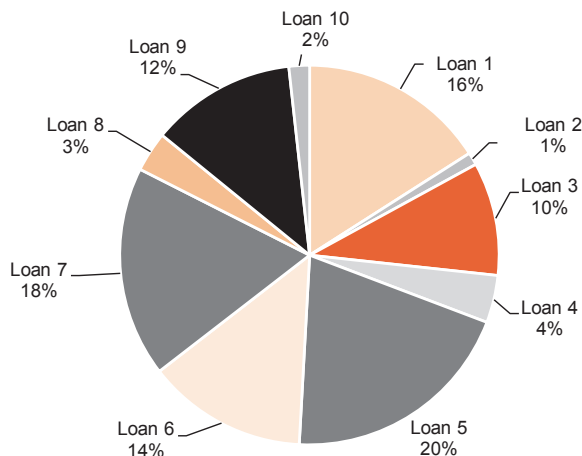
Net of Fees EUR	JAN	FEB	MAR	APR	MAY	JUN	JUL	AUG	SEP	OCT	NOV	DEC	Total Compound Return	German 10 Year Bond Yield Index	UK Bank Rate
2009				1.89%	0.99%	0.59%	0.49%	0.53%	0.48%	0.53%	0.46%	0.45%	6.58%	2.90%	0.37%
2010	0.85%	0.44%	0.43%	0.36%	0.48%	0.50%	0.44%	0.53%	0.40%	0.46%	0.49%	0.45%	5.98%	2.34%	0.48%
2011	0.45%	0.47%	0.47%	0.52%	0.56%	0.51%	0.59%	0.55%	0.53%	0.50%	0.54%	0.51%	6.38%	1.56%	0.50%
2012	0.44%	0.48%	0.50%	0.49%	0.49%	0.48%	0.50%	0.49%	0.47%	0.48%	0.47%	0.50%	5.95%	1.00%	0.50%
2013	0.51%	0.48%	0.46%	0.47%	0.49%	0.45%	0.49%	0.47%	0.48%	0.46%	0.50%	0.51%	5.93%	2.25%	0.50%
2014	0.47%	0.49%	0.38%	0.48%	0.49%	0.49%	0.49%	0.49%	0.49%	0.48%	0.40%	0.48%	5.78%	-0.21%	0.50%
2015	0.43%	0.42%	0.41%	0.39%	0.41%	0.41%	0.39%	0.43%	0.35%	0.34%	0.38%	0.37%	4.83%	0.60%	0.50%
2016	0.34%	0.37%	0.36%	0.31%	0.35%	0.31%	0.40%	0.40%	0.42%	0.35%	0.38%	0.36%	4.44%	-0.32%	0.40%
2017	0.31%	0.35%	0.30%	0.32%	0.34%	0.34%	0.34%	0.34%	0.32%	0.32%	0.32%	0.28%	3.95%	0.60%	0.29%
2018	0.30%	0.32%	0.30%	0.35%	0.32%	0.31%	0.31%	0.30%	0.30%	0.30%	0.25%	0.00%	3.41%	0.25%	0.61%
2019	0.06%	0.07%	0.25%	0.30%	0.31%	0.32%	0.33%	0.34%	0.32%	0.33%	0.34%	0.35%	3.37%	-0.68%	0.75%
2020	0.35%	0.38%	0.35%	0.30%	0.35%	0.36%	0.37%	0.38%	0.39%	0.40%	0.35%	0.36%	4.43%	-0.91%	0.21%
2021	0.37%	0.38%	0.39%	0.36%	0.35%	0.37%	0.38%	0.34%					2.98%	-0.01%	0.07%
	ANNUALISED RETURN												5.15%	0.75%	0.46%

NOTE: Past performance is no guide to future performance. Investments can go down as well as up, and past performance should not be relied on for investment purposes. PRALTF EUR results shown prior to 12/2018 reflect actual results of Prestige Alternative Finance Fund Limited (PALTF) Participating Shares EUR. Any Indices shown include fees and dividends. Please see the Fund's Private Placement Memorandum for full terms and conditions. SOURCE: Prestige Capital Management Limited

Investment Portfolio Total Loans:

As at 08/2021

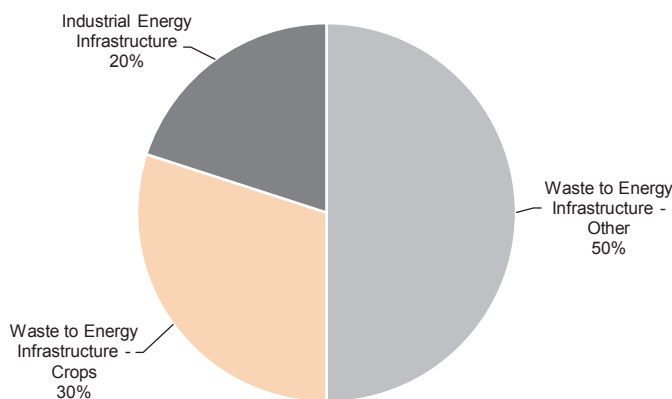
Estimated and subject to change without notice. Excludes any cash / equivalents. All figures are rounded.



Investment Portfolio Loan (Client Type):

Number of Loans and Percentage of Funds: As at 08/2021

Estimated and subject to change without notice. Excludes any cash / equivalents. All figures are rounded.



Risk Analysis

12/2018 - 08/2021

Estimated and subject to change without notice.

	German 10 Year Bond Yield Index EUR	PRALTF EUR
Year to Date Return:	-0.01%	2.98%
Annualised Return:	-0.60%	3.92%
Annualised Volatility:	0.49%	0.32%
Downside Volatility:	0.35%	0.00%
Maximum Cumulative Drawdown:	-1.69%	0.00%
Sharpe Ratio (Vol):	0.66	13.41
Best Month:	0.23%	0.40%
Worst Month:	-0.32%	0.00%
Average Month:	-0.05%	0.32%
Correlation: MSCI World Index:		0.02
Correlation: S&P500 Index:		0.05
Correlation: German 10 Year Bond Yield Index:		0.00

NOTE: *Currency share class subscriptions should observe the equivalent EUR regulatory minimum at the time of investment in order to be accepted. Insurance / Investor / Nominee Platforms - the minimum initial investment level of a Fund can be met by submitting multiple investments across all currency classes for the same dealing date.



Prestige Asset Management Limited

36 Spital Square, London, E1 6DY, United Kingdom

T: +44 (0) 203 750 0008 E: info@prestigefunds.com

F: +44 (0) 203 004 9690 www.prestigefunds.com

Authorised and regulated by the Financial Conduct Authority (FCA)
Member of the Chartered Institute for Securities & Investment (CISI)
Member of the Alternative Investment Management Association (AIMA)

NOTE: This document is issued by Prestige Asset Management Limited (PAML) which is authorised and regulated in the UK by the Financial Conduct Authority (FCA). This is not marketing material and is for information purposes only, and does not constitute an offer to sell or a solicitation of an offer to buy shares in any Prestige Fund/s and is only intended for distribution to persons permitted to receive it by Section 238 of the Financial Services and Markets Act 2000 (FSMA). It is not intended for retail investors. If you are unsure of your classification, you should seek independent professional advice. The Investment Fund/s and services offered or described within this document are marketed through PAML. This document contains information covering a Fund registered in Luxembourg, therefore not subject to UK FCA authorisation and regulation or UK investor protection and compensation schemes. European Finance Opportunities S.C.A. is a Luxembourg (SICAV-SIF), also known as Prime Alternative Finance Fund (PRALTF) which is an Alternative Investment Fund under the Alternative Investment Fund Management Directive (AIFMD). PRALTF is managed by Prestige Capital Management Limited (PCM) which is a full scope AIFM authorised and regulated by the Malta Financial Services Authority (MFSA) and is subject to the full requirements of the AIFMD. PRALTF is an experienced investor fund, and potential investors should seek professional independent financial advice prior to making any decision to invest. It is also a collective investment scheme as defined by the Commission de Surveillance du Secteur Financier (CSSF) and is licensed to carry out the activities of a collective investment scheme in the form of a Professional Investor Fund targeting eligible investors. In the UK such funds are Unregulated Collective Investment Scheme (UCIS) / Non- Mainstream Pooled Investments (NMPI) and are higher risk and not suitable for all types of investor (Retail). There may be restrictions when marketing to certain jurisdictions. It is your responsibility to be informed and to observe all applicable laws and regulations of any relevant jurisdiction and to satisfy yourself that your use of this information and any subsequent investment in the fund is permissible under the applicable laws, rules and regulations of any applicable government, governmental agency or regulatory organisation where you reside. Trading of European Finance Opportunities (SICAV-SIF) - Prime Alternative Finance (Fund) began in 11/2018. Any results shown prior to this are actual audited results for Prestige Alternative Finance Fund Limited. Past, future and simulated performance is no guide to future results - investments can go down as well as up and you may get back less than your original investment. Any track record/s and performance data shown is based on the actual lending results published by underlying Investment Advisor/s within the Fund, which were in existence at the time of creation but should not be relied upon when deciding to invest. Please note that the fund described within this factsheet is not for sale in the United States of America, its territories and possessions, or available for distribution to or investment by US investors. If you are uncertain with regards to your eligibility, please seek independent professional advice. Investment allocation scenarios shown are for example only and are subject to change and may vary. Further information on facts, figures and literature contained within the document is available upon request. Subscription for shares in any Prestige Fund or investment portfolio can only be made by completing the relevant application form that accompanies the Fund's Private Placement Memorandum / Offering Supplement. Any comparisons between different funds have been made on a Net Asset Value (NAV) basis, whereas any comparisons with an index have been made on an offer-to-offer basis which the Prestige Fund directors believe is fair and not misleading. Comparative data has been obtained from reliable sources. Any comments, views and opinions expressed in any Investment Advisors Summary within this document reflect those of the underlying Investment Advisor/s and may not be the current views, comments and opinions of PAML and/or its affiliates. All trademarks are recognised. The MSCI World Index is a registered trademark of Morgan Stanley Capital International. The S&P500 Index is a registered trademark of Standard & Poor's Group. Treasury / Bond Indices are made up of actual monthly bond yields and turned into a monthly index. The returns of the index are representative of what could be achieved if one held that bond during that time period. Neither PAML, the Fund Manager nor the Fund's Administrator accept any liability from investors who rely upon any other information about any Prestige Fund/s. The Representative of the Fund/s in Switzerland is OpenFunds Investment Services AG, with its registered office at Seefeldstrasse 35, CH-8008, Zurich, T: +41 44 500 31 08, www.open-funds.ch. The Paying Agent in Switzerland is Società Bancaria Ticinese SA, Piazza Collegiata 3, CH-6501, Bellinzona, T: +41 91 821 51 21, F: +41 91 825 66 18, www.bancaria.ch. The distribution of Shares in the Fund in Switzerland must be made exclusively to Qualified Investors. The place of performance and jurisdiction for the Shares in the Fund distributed in Switzerland is at the registered office of the Representative. Publications in respect of the Shares are effected on the electronic platform www.fundinfo.com. The disclaimer on OpenFunds acting as Swiss legal representative has been drawn up in the English language. In case of any discrepancy between the English text version and any translation thereof, the English version shall prevail and be regarded as binding. The investment objective of the European Finance Opportunities S.C.A. (SICAV-SIF) ("EFO") is to achieve steady long term capital growth through diversified investments (directly or indirectly) in finance lease or hire purchase contracts and loans ("Finance Contracts") which are secured against assets. As to the sub-fund specifically - Prime Alternative Finance Fund - the AIFM integrates sustainability risks into investment decisions for the purpose of the assessment required under article 6(1) of the SFDR and considers that sustainability risks are mitigated by the very nature of the positive ESG impact resulting from the successful employment of the investment objective. While sustainability risks are integrated in the investment decision making process, the investment objective of the sub-fund - Prime Alternative Finance Fund - has not been classified by the AIFM as "promoting environmental or social characteristics" or making "sustainable investments" within the meaning of articles 8 or 9 of the SFDR, respectively. Unless advised otherwise, all sources of data are those of Prestige. © 2021

Summary of Terms

Investment Manager:	Prestige Capital Management Limited
Investment Administration & Marketing Support:	Prestige Asset Management Limited
Investment Distribution:	Prestige Asset Distribution Limited
Investment Strategy:	Asset Based Direct Lending / Asset - Project Finance
Domicile:	Luxembourg (EU)
Structure:	EU SICAV-SIF (Open Ended) (AIFMD COMPLIANT)
Stock Exchange Listing:	Euronext Dublin
Regulator:	Commission de Surveillance du Secteur Financier (CSSF)
Administrator:	Mitsubishi UFJ Investor Services & Banking (Luxembourg) S.A.
Auditor:	KPMG (Luxembourg)
Custodian:	Mitsubishi UFJ Investor Services & Banking (Luxembourg) S.A.
Currencies:	EUR / USD / GBP / CHF / SEK
Minimum Investment:	EUR 125,000† (or currency equivalent)
Liquidity:	Up to USD 2 million (or currency equivalent) monthly on 30 days' notice on a best effort basis. Amounts greater than this are by prior arrangement.
Fees:	Management 1.50% p.a. Performance 0.00% Initial 0.00% Redemption 5% in first year, declining by 1% per year, 0% after 5 years

	ISIN	SEDOL	BLOOMBERG	VALOR	MORNINGSTAR	CUSIP
USD	LU1781276248	BG0GN11	EFOPAFA LX	41859791	F000010KWS	L3236P 119
EUR	LU1781276164	BG0GN00	EFOPAFB LX	41859782	F000010KWT	L3236P 101
GBP	LU1781276321	BG0GN22	EFOPAFD LX	41859797	F000010KWU	L3236P 127
CHF	LU1781276594	BG0GN33	EFOPAFD LX	41859803	F000010KVV	L3236P 135
SEK	LU1781276677	BG0GN44	EFOPAFE LX	41859806	F000010KWW	L3236P 143