

Equity Market based investments often form a major part of a diversified portfolio ...

UK Equity Market Performance (FTSE 100 Index GBP): 01/2010 - 06/2020
10 years 6 months overall return = +19.97% Average monthly return = +0.16%



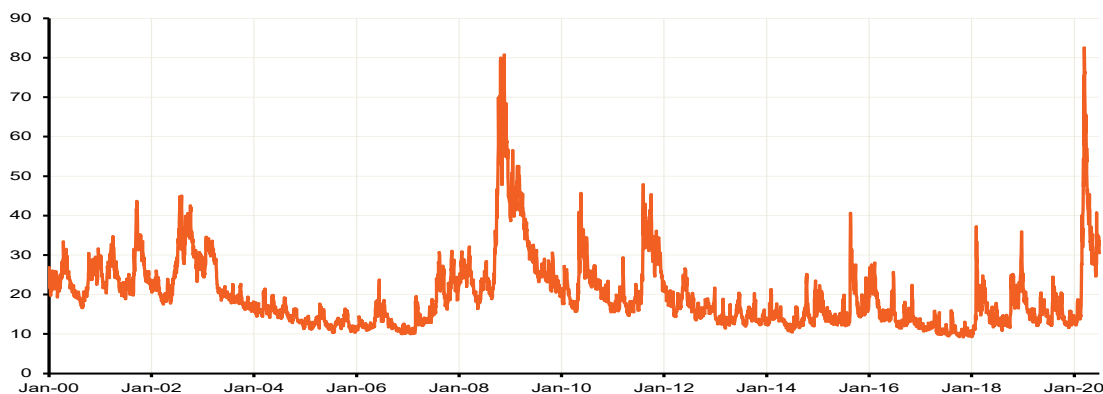
... but they do not always produce consistent positive returns ...

UK Equity Market Performance (FTSE 100 Index GBP): 01/2000 - 06/2020
20 years 6 months overall return = -10.97%. Average monthly return = -0.04%



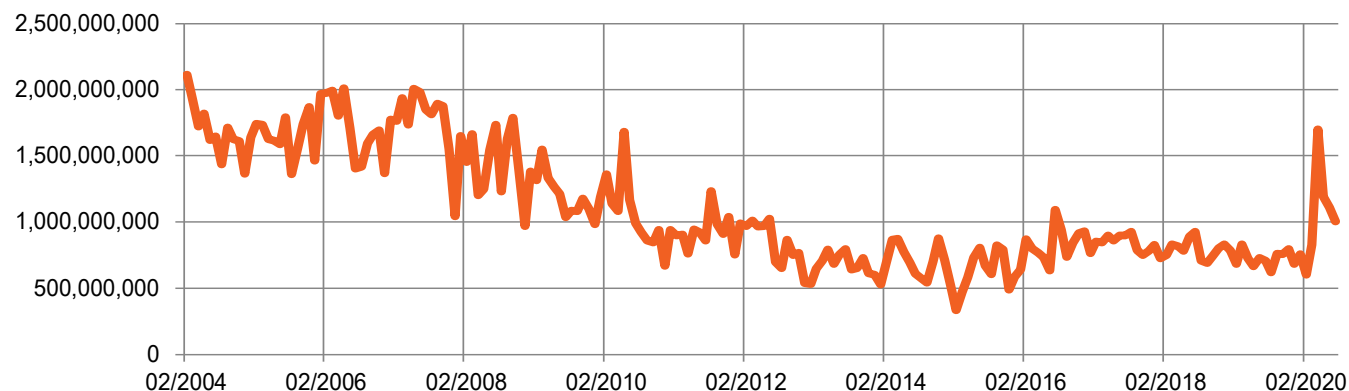
... and can sometimes be very volatile

Volatility Market Performance (VIX Index USD): 01/2000 - 06/2020
Index High = 82.69 Index Low = 9.14 Index Average = 19.63



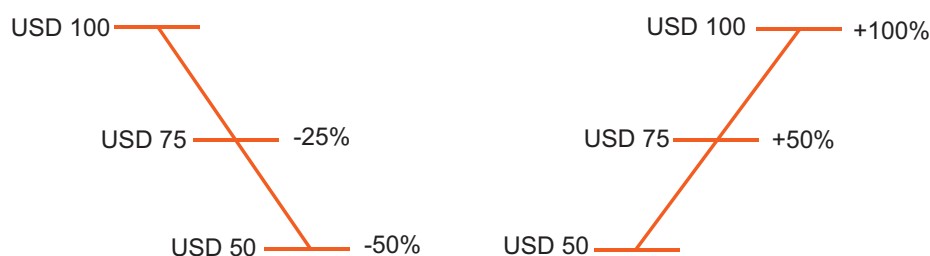
... with average monthly volume rising to levels not seen in over 10 years

UK Equity Market - Average Monthly Volume (FTSE 100 Index GBP): 02/2004 - 06/2020



... markets can become more volatile

The investment loss / recovery conundrum!



A -50% loss requires a +100% gain to recover.
UK, US and EU equity markets fell -50% twice since 2000



By limiting downside loss risk, smaller gains are needed to achieve a recovery.
True non correlated assets can help achieve this.

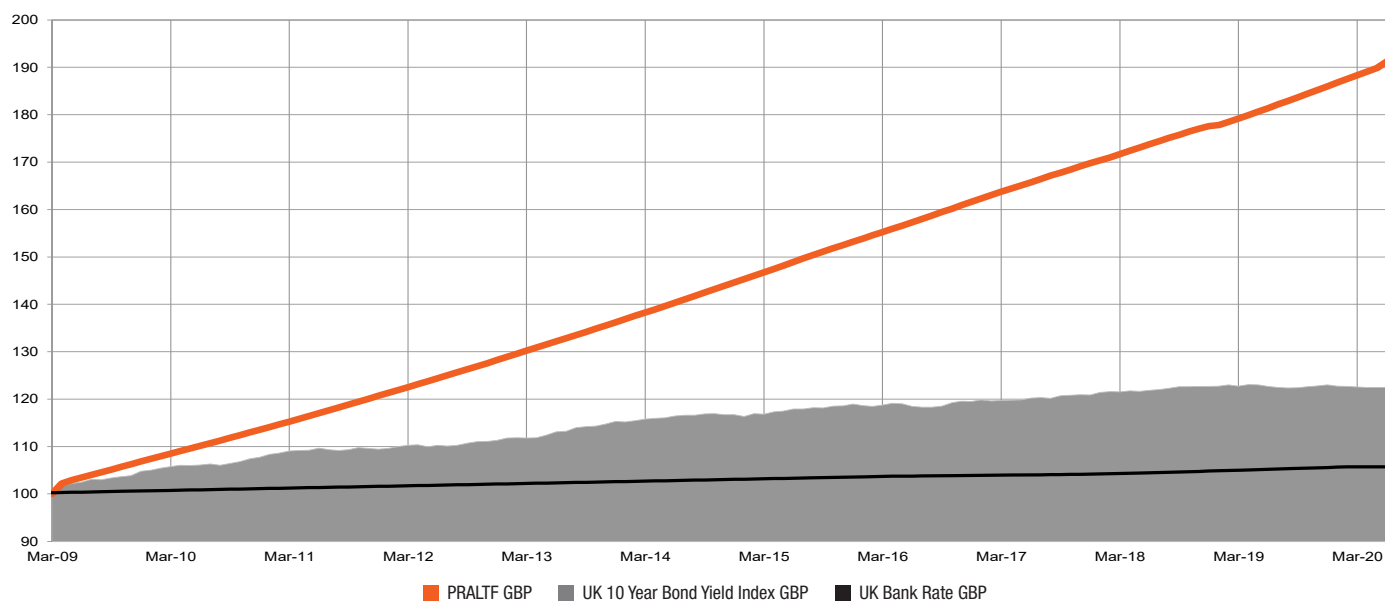
Global equity market risks may increase in 2020

- Do you believe we are through the worst of the stock market falls and the risk of a global recession / economic downturn due to COVID-19?
- How long will the low inflation environment continue?
- How did your clients' portfolios perform in 2000 and 2008?
- Are your portfolios positioned for this environment?
- Do you have any in built 'Portfolio Insurance' to help protect the downside?

Something different within your portfolio may help ...

PRALTF GBP Vs. UK 10 Year Bond Yield Index GBP Vs. UK Bank Rate GBP: 03/2009 - 06/2020

11 years 3 months overall return = **+91.27%** Average monthly return = **+0.64%**



Adding Value to Portfolios. Recent Market Based Volatility vs. Consistency & Stability ...

FTSE 100 Index GBP **Negative** Monthly % Returns Vs Prime Alternative Finance GBP % Returns 11/2016 - 06/2020

11/2016	01/2017	04/2017	06/2017	09/2017	11/2017	01/2018	02/2018	03/2018	06/2018	08/2018	10/2018	11/2018	12/2018	05/2019	08/2019	10/2019	01/2020	02/2020	03/2020
-2.45%	-0.61%	-1.62%	-2.76%	-0.78%	-2.22%	-2.01%	-4.00%	-2.42%	-0.54%	-4.08%	-5.09%	-2.07%	-3.61%	-3.46%	-5.00%	-2.16%	-3.40%	-9.68%	-13.81%
+0.45%	+0.45%	+0.40%	+0.40%	+0.38%	+0.40%	+0.34%	+0.38%	+0.40%	+0.40%	+0.40%	+0.40%	+0.35%	+0.30%	+0.41%	+0.40%	+0.42%	+0.44%	+0.41%	+0.40%

Our alternative investment credit funds have consistently produced returns with low correlation to traditional Equity, Bond and Commodity markets

PRALTF GBP vs. FTSE Index GBP vs. UK 10 Year Bond Yield Index GBP vs. UK Bank Rate GBP: 03/2009 - 06/2020

CORRELATION	FTSE 100 Index	UK 10 Year Bond Yield Index	UK Bank Rate	PRALTF
FTSE 100 Index		0.19	-0.05	0.21
UK 10 Year Bond Yield Index	0.19		-0.04	0.24
UK Bank Rate	-0.05	-0.04		-0.07
PRALTF	0.21	0.24	-0.07	

NOTE: Past performance is no guide to future performance. Investments can go down as well as up, and past performance should not be relied on for investment purposes. PRALTF results shown prior to 01/2019 reflect actual results of Prestige Alternative Finance Fund Limited (PALTF) Participating Shares. Any Indices shown include fees and dividends. Please see the Fund's Private Placement Memorandum for full terms and conditions. SOURCE: Prestige Capital Management Limited / Bloomberg



INVESTMENT ADMINISTRATION AND MARKETING SUPPORT

Prestige Asset Management Limited

36 Spital Square, London, E1 6DY, United Kingdom

T: +44 (0) 203 178 4055 E: info@prestigefunds.com

F: +44 (0) 203 004 9690 www.prestigefunds.com

Authorised and regulated by the Financial Conduct Authority (FCA)

Member of the Chartered Institute for Securities & Investment (CISI)

Member of the Alternative Investment Management Association (AIMA)

NOTE: This document is issued by Prestige Asset Management Limited (PAML) which is authorised and regulated in the UK by the Financial Conduct Authority (FCA) and is for information purposes only. This document does not constitute an offer to sell or a solicitation of an offer to buy shares in any Prestige Fund/s and is only intended for distribution to persons permitted to receive it by Section 238 of the Financial Services and Markets Act 2000 (FSMA). It is not intended for retail investors. If you are unsure of your classification, you should seek independent professional advice. The Investment Fund/s and services offered or described within this document are marketed through PAML. This document contains information covering a Fund registered in Luxembourg, therefore not subject to UK FCA authorisation and regulation or UK investor protection and compensation schemes. European Finance Opportunities S.C.A. is a Luxembourg (SICAV-SIF), also known as Prime Alternative Finance Fund (PRALTF) which is an Alternative Investment Fund under the Alternative Investment Fund Management Directive (AIFMD). PRALTF is managed by Prestige Capital Management Limited (PCM) which is a full scope AIFM authorised and regulated by the Malta Financial Services Authority (MFSA) and is subject to the full requirements of the AIFMD. PRALTF is an experienced investor fund, and potential investors should seek professional independent financial advice prior to making any decision to invest. It is also a collective investment scheme as defined by the Commission de Surveillance du Secteur Financier (CSSF) and is licensed to carry out the activities of a collective investment scheme in the form of a Professional Investor Fund targeting respective eligible investors. In the UK such funds are Unregulated Collective Investment Scheme (UCIS) / Non- Mainstream Pooled Investments (NMPI) and are higher risk and not suitable for all types of investor (Retail). There may be restrictions when marketing to certain jurisdictions. It is your responsibility to be informed and to observe all applicable laws and regulations of any relevant jurisdiction and to satisfy yourself that your use of this information and any subsequent investment in the fund is permissible under the applicable laws, rules and regulations of any applicable government, governmental agency or regulatory organisation where you reside. Trading of European Finance Opportunities (SICAV-SIF) - Prime Alternative Finance (Fund) began in 11/2018. Any results shown prior to this are actual audited results for Prestige Alternative Finance Fund Limited. Past, future and simulated performance is no guide to future results - investments can go down as well as up and you may get back less than your original investment. Any track record/s and performance data shown is based on the actual lending results published by underlying Investment Advisor/s within the Fund, which were in existence at the time of creation but should not be relied upon when deciding to invest. Please note that the fund described within this factsheet is not for sale in the United States of America, its territories and possessions, or available for distribution to or investment by US investors. If you are uncertain with regards to your eligibility, please seek independent professional advice. Investment allocation scenarios shown are for example only and are subject to change and may vary. Further information on facts, figures and literature contained within the document is available upon request. Subscription for shares in any Prestige Fund or investment portfolio can only be made by completing the relevant application form that accompanies the Fund's Private Placement Memorandum / Offering Supplement. Any comparisons between different funds have been made on a Net Asset Value (NAV) basis, whereas any comparisons with an index have been made on an offer-to-offer basis which the Prestige Fund directors believe is fair and not misleading. Comparative data has been obtained from reliable sources. Any comments, views and opinions expressed in any Investment Advisors Summary within this document reflect those of the underlying Investment Advisor/s and may not be the current views, comments and opinions of PAML and/or its affiliates. All trademarks are recognised. The MSCI World Index is a registered trademark of Morgan Stanley Capital International. The S&P500 Index is a registered trademark of Standard & Poor's Group. Treasury / Bond Indices are made up of actual monthly bond yields and turned into a monthly index. The returns of the index are representative of what could be achieved if one held that bond during that time period. Neither PAML, the Fund Manager nor the Fund's Administrator accept any liability from investors who rely upon any other information about any Prestige Fund/s.

The Representative of the Fund/s in Switzerland is OpenFunds Investment Services AG, with its registered office at Seefeldstrasse 35, CH-8008, Zurich, T: +41 44 500 31 08, www.open-funds.ch. The Paying Agent in Switzerland is Società Bancaria Ticinese SA, Piazza Collegiata 3, CH-6501, Bellinzona, T: +41 91 821 51 21, F: +41 91 825 66 18, www.bancaria.ch. The distribution of Shares in the Fund in Switzerland must be made exclusively to Qualified Investors. The place of performance and jurisdiction for the Shares in the Fund distributed in Switzerland is at the registered office of the Representative. Publications in respect of the Shares are effected on the electronic platform www.fundinfo.com. The disclaimer on OpenFunds acting as Swiss legal representative has been drawn up in the English language.

In case of any discrepancy between the English text version and any translation thereof, the English version shall prevail and be regarded as binding. Unless advised otherwise, all sources of data are those of Prestige.