

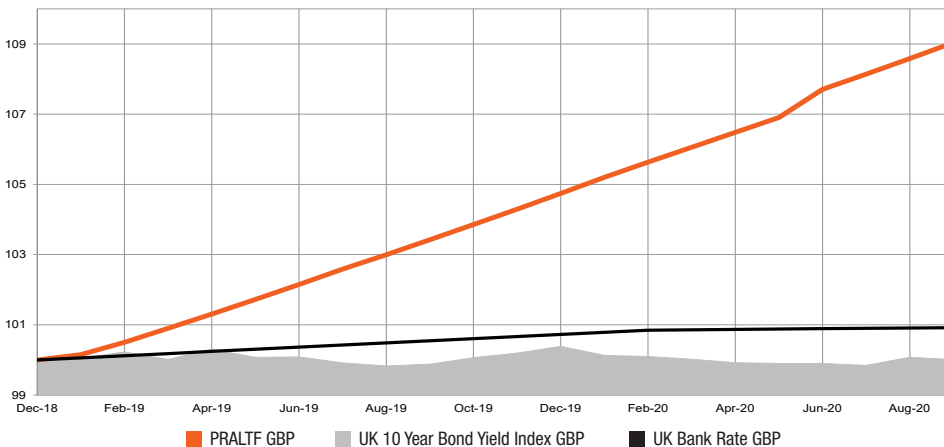
Prime Alternative Finance (PRALTF) is an experienced investor Fund which seeks to focus on asset-based direct lending by investing in a diversified portfolio consisting of rural, commercial and industrial loans, leases and finance agreements in the United Kingdom. The strategy is an absolute return - alternative investment designed to outperform traditional equity and fixed income based investments in terms of annualised market based risk. This is achieved by investing in a portfolio that carefully manages individual client and sector asset allocation risk to generate a steady stream of interest income with a low default risk both in individual cases and the wider asset class. The majority of lending will be secured on assets (typically specialist machinery, equipment, vehicles and, increasingly, renewable energy and waste to energy) together with personal guarantees and substantial initial deposits from the borrowing customer.

All lending within the Fund is procured and administered by a specialist UK based, licensed Finance Company which uses sophisticated lending systems and procedures to evaluate potential lending which are also often used by rural lending desks of major financial institutions. Extensive customer background checking, research and credit scoring is conducted before each loan/lease finance agreement goes live, and Team Prestige often meets many of the largest customers personally in addition to the Fund's main counterparty/finance arranger. Members of the lending team have extensive direct lending experience at major financial institutions in the UK working within the asset-backed direct lending divisions, specifically focused on rural and commercial finance. Over the medium-term, the investment strategy has consistently retained near zero volatility and near zero correlation to traditional equity markets and regularly outperformed them on an absolute return basis.

- Invests in a diversified portfolio of asset based, finance lending and leasing agreements
- Focuses on secured agricultural, commercial and industrial agreements only in the United Kingdom
- Niche strategy - low target volatility and correlation to traditional equity, bond or commodity markets
- Target capital appreciation: 5% - 6% p.a.
- Target annualised volatility: 1% p.a.

Cumulative Performance

PRALTF GBP vs. UK 10 Year Bond Yield Index GBP vs UK Bank Rate GBP: 12/2018 - 09/2020



Net of fees GBP	PRALTF	UK 10 Year Bond Yield Index	UK Bank Rate
3 YEAR	N/A	1.66%	1.63%
2 YEAR	N/A	0.06%	1.10%
1 YEAR	5.43%	0.13%	0.37%

NOTE: Figures in the table above for PRALTF GBP are for period 01/2019 - 09/2020 whereas Benchmarks are for period 04/2009 - 09/2020

Final NAV Prices

Additional information can be found at www.prestigefunds.com

	10/2019	11/2019	12/2019	01/2020	02/2020	03/2020	04/2020	05/2020	06/2020	07/2020	08/2020	09/2020
GBP	103.85	104.29	104.74	105.20	105.63	106.05	106.47	106.90	107.70	108.13	108.57	109.03
USD	104.20	104.75	105.27	105.84	106.32	106.77	107.22	107.65	108.09	108.53	108.99	109.46
EUR	102.66	103.01	103.37	103.73	104.12	104.48	104.79	105.16	105.54	105.93	106.33	106.75
CHF	102.20	102.50	102.70	103.06	103.37	103.77	103.93	104.24	104.58	104.89	105.27	105.59
SEK	102.54	102.91	103.22	103.68	104.04	105.00	104.86	105.17	105.50	105.82	106.15	106.67

Monthly Performance (Strategy & Fund)

PRALTF GBP vs. UK 10 Year Bond Yield Index GBP vs UK Bank Rate GBP: 04/2009 - 09/2020

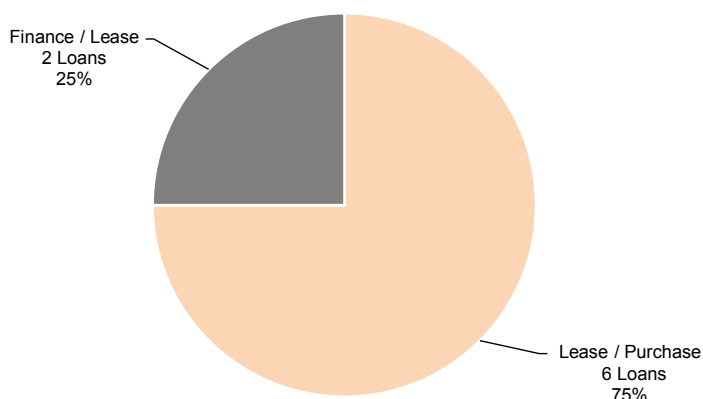
Net of Fees GBP	JAN	FEB	MAR	APR	MAY	JUN	JUL	AUG	SEP	OCT	NOV	DEC	Total Compound Return	UK 10 Year Bond Yield Index	UK Bank Rate
2009				2.21%	0.69%	0.54%	0.55%	0.52%	0.51%	0.55%	0.55%	0.54%	6.85%	3.71%	0.37%
2010	0.50%	0.51%	0.51%	0.52%	0.51%	0.50%	0.50%	0.50%	0.52%	0.51%	0.51%	0.50%	6.27%	2.84%	0.48%
2011	0.50%	0.50%	0.50%	0.50%	0.51%	0.52%	0.53%	0.52%	0.51%	0.51%	0.51%	0.54%	6.32%	1.56%	0.50%
2012	0.50%	0.50%	0.50%	0.50%	0.50%	0.51%	0.51%	0.51%	0.50%	0.50%	0.50%	0.56%	6.26%	1.71%	0.48%
2013	0.51%	0.50%	0.50%	0.50%	0.50%	0.50%	0.50%	0.50%	0.50%	0.50%	0.50%	0.51%	6.19%	3.59%	0.48%
2014	0.51%	0.50%	0.48%	0.50%	0.50%	0.50%	0.50%	0.50%	0.50%	0.50%	0.50%	0.50%	6.16%	1.21%	0.48%
2015	0.50%	0.50%	0.48%	0.48%	0.50%	0.50%	0.50%	0.50%	0.47%	0.45%	0.45%	0.45%	5.94%	2.02%	0.48%
2016	0.45%	0.45%	0.44%	0.44%	0.43%	0.45%	0.46%	0.45%	0.46%	0.44%	0.45%	0.46%	5.51%	0.46%	0.38%
2017	0.45%	0.42%	0.45%	0.40%	0.40%	0.40%	0.42%	0.41%	0.38%	0.40%	0.40%	0.40%	5.04%	1.17%	0.28%
2018	0.34%	0.38%	0.40%	0.40%	0.40%	0.40%	0.38%	0.40%	0.35%	0.40%	0.35%	0.30%	4.59%	1.50%	0.60%
2019	0.15%	0.35%	0.40%	0.40%	0.41%	0.42%	0.43%	0.40%	0.41%	0.42%	0.42%	0.43%	4.74%	0.39%	0.73%
2020	0.44%	0.41%	0.40%	0.40%	0.40%	0.75%	0.40%	0.41%	0.42%				4.10%	-0.38%	0.19%
ANNUALISED RETURN													5.91%	1.71%	0.47%

NOTE: Past performance is no guide to future performance. Investments can go down as well as up, and past performance should not be relied on for investment purposes. PRALTF GBP results shown prior to 01/2019 reflect actual results of Prestige Alternative Finance Fund Limited (PALTF) Participating Shares GBP. Any Indices shown include fees and dividends. Please see the Fund's Private Placement Memorandum for full terms and conditions. SOURCE: Prestige Capital Management Limited

Investment Portfolio Total Loans:

As at 09/2020

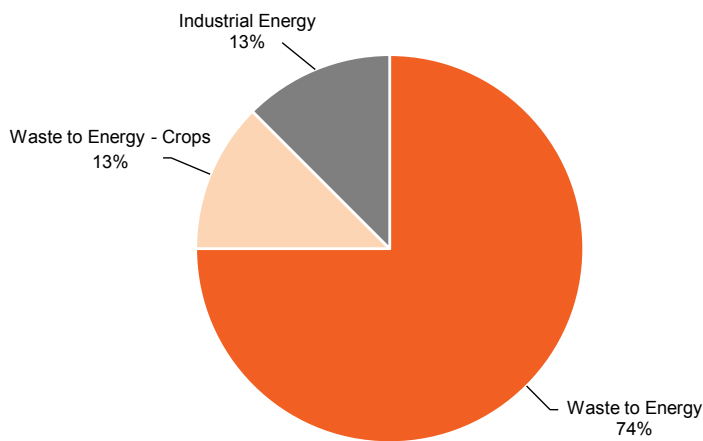
Estimated and subject to change without notice. Excludes any cash / equivalents. All figures are rounded.



Investment Portfolio Loan (Client Type):

Number of Loans and Percentage of Funds: As at 09/2020

Estimated and subject to change without notice. Excludes any cash / equivalents. All figures are rounded.



Risk Analysis

01/2019 - 09/2020

Estimated and subject to change without notice.

	UK 10 Year Bond Yield Index GBP	PRALTF GBP
Year to Date Return:	-0.38%	4.10%
Annualised Return:	0.00%	5.07%
Annualised Volatility:	0.53%	0.33%
Downside Volatility:	0.28%	0.00%
Maximum Cumulative Drawdown:	-0.54%	0.00%
Sharpe Ratio (Vol):	2.34	15.90
Best Month:	0.29%	0.75%
Worst Month:	-0.26%	0.15%
Average Month:	0.00%	0.41%
Correlation: MSCI World Index:		-0.10
Correlation: S&P500 Index:		-0.15
Correlation: UK 10 Year Bond Yield Index:		-0.08

NOTE: *Currency share class subscriptions should observe the equivalent EUR regulatory minimum at the time of investment in order to be accepted. Insurance / Investor / Nominee Platforms - the minimum initial investment level of a Fund can be met by submitting multiple investments across all currency classes for the same dealing date.

Summary of Terms

Investment Manager:	Prestige Capital Management Limited
Investment Administration	
& Marketing Support	Prestige Asset Management Limited
Investment Distribution:	Prestige Asset Distribution Limited
Investment Strategy:	Asset Based Direct Lending / Asset - Project Finance
Domicile:	Luxembourg (EU)
Structure:	EU SICAV-SIF (Open Ended) (AIFMD COMPLIANT)
Stock Exchange Listing:	Euronext Dublin
Regulator:	Commission de Surveillance du Secteur Financier (CSSF)
Administrator:	Mitsubishi UFJ Investor Services & Banking (Luxembourg) S.A.
Auditor:	KPMG (Luxembourg)
Custodian:	Mitsubishi UFJ Investor Services & Banking (Luxembourg) S.A.
Currencies:	EUR / USD / GBP / CHF / SEK
Minimum Investment:	EUR 125,000† (or currency equivalent)
Liquidity:	Up to USD 2 million (or currency equivalent) monthly on 30 days' notice on a best effort basis. Amounts greater than this are by prior arrangement.
Fees:	Management 1.50% p.a.
	Performance 0.00%
	Initial 0.00%
	Redemption 5% in first year, declining by 1% per year, 0% after 5 years



Prestige Asset Management Limited

36 Spital Square, London, E1 6DY, United Kingdom

T: +44 (0) 203 178 4055 E: info@prestigefunds.com

F: +44 (0) 203 004 9690 www.prestigefunds.com

Authorised and regulated by the Financial Conduct Authority (FCA)
Member of the Chartered Institute for Securities & Investment (CISI)
Member of the Alternative Investment Management Association (AIMA)

	ISIN	SEDOL	BLOOMBERG	VALOR	MORNINGSTAR	CUSIP
USD	LU1781276248	BG0GN11	EFOPAFALX	41859791	F000010KWS	L3236P 119
EUR	LU1781276164	BG0GN00	EFOPAFBLX	41859782	F000010KWT	L3236P 101
GBP	LU1781276321	BG0GN22	EFOPAFDLX	41859797	F000010KWU	L3236P 127
CHF	LU1781276594	BG0GN33	EFOPAFELX	41859803	F000010KVV	L3236P 135
SEK	LU1781276677	BG0GN44	EFOPAFELX	41859806	F000010KWW	L3236P 143

NOTE: This document is issued by Prestige Asset Management Limited (PAML) which is authorised and regulated in the UK by the Financial Conduct Authority (FCA) and is for information purposes only. This document does not constitute an offer to sell or a solicitation of an offer to buy shares in any Prestige Fund/s and is only intended for distribution to persons permitted to receive it by Section 238 of the Financial Services and Markets Act 2000 (FSMA). It is not intended for retail investors. If you are unsure of your classification, you should seek independent professional advice. The Investment Fund/s and services offered or described within this document are marketed through PAML. This document contains information covering a Fund registered in Luxembourg, therefore not subject to UK FCA authorisation and regulation or UK investor protection and compensation schemes. European Finance Opportunities S.C.A. is a Luxembourg (SICAV-SIF), also known as Prime Alternative Finance Fund (PRALTF) which is an Alternative Investment Fund under the Alternative Investment Fund Management Directive (AIFMD). PRALTF is managed by Prestige Capital Management Limited (PCM) which is a full scope AIFM authorised and regulated by the Malta Financial Services Authority (MFSA) and is subject to the full requirements of the AIFMD. PRALTF is an experienced investor fund, and potential investors should seek professional independent financial advice prior to making any decision to invest. It is also a collective investment scheme as defined by the Commission de Surveillance du Secteur Financier (CSSF) and is licensed to carry out the activities of a collective investment scheme in the form of a Professional Investor Fund targeting eligible investors. In the UK such funds are Unregulated Collective Investment Scheme (UCIS) / Non- Mainstream Pooled Investments (NMP) and are higher risk and not suitable for all types of investor (Retail). There may be restrictions when marketing to certain jurisdictions. It is your responsibility to be informed and to observe all applicable laws and regulations of any relevant jurisdiction and to satisfy yourself that your use of this information and any subsequent investment in the fund is permissible under the applicable laws, rules and regulations of any applicable government, governmental agency or regulatory organisation where you reside. Trading of European Finance Opportunities (SICAV-SIF) - Prime Alternative Finance (Fund) began in 11/2018. Any results shown prior to this are actual audited results for Prestige Alternative Finance Fund Limited. Past, future and simulated performance is no guide to future results - investments can go down as well as up and you may get back less than your original investment. Any track record/s and performance data shown is based on the actual lending results published by underlying Investment Advisor/s within the Fund, which were in existence at the time of creation but should not be relied upon when deciding to invest. Please note that the fund described within this factsheet is not for sale in the United States of America, its territories and possessions, or available for distribution to or investment by US investors. If you are uncertain with regards to your eligibility, please seek independent professional advice. Investment allocation scenarios shown are for example only and are subject to change and may vary. Further information on facts, figures and literature contained within the document is available upon request. Subscription for shares in any Prestige Fund or investment portfolio can only be made by completing the relevant application form that accompanies the Fund's Private Placement Memorandum / Offering Supplement. Any comparisons between different funds have been made on a Net Asset Value (NAV) basis, whereas any comparisons with an index have been made on an offer-to-offer basis which the Prestige Fund directors believe is fair and not misleading. Comparative data has been obtained from reliable sources. Any comments, views and opinions expressed in any Investment Advisors Summary within this document reflect those of the underlying Investment Advisor/s and may not be the current views, comments and opinions of PAML and/or its affiliates. All trademarks are recognised. The MSCI World Index is a registered trademark of Morgan Stanley Capital International. The S&P500 Index is a registered trademark of Standard & Poor's Group. Treasury / Bond Indices are made up of actual monthly bond yields and turned into a monthly index. The returns of the index are representative of what could be achieved if one held that bond during that time period. Neither PAML, the Fund Manager nor the Fund's Administrator accept any liability from investors who rely upon any other information about any Prestige Fund/s. The Representative of the Fund/s in Switzerland is OpenFunds Investment Services AG, with its registered office at Seefeldstrasse 35, CH-8008, Zurich, T: +41 44 500 31 08, www.open-funds.ch. The Paying Agent in Switzerland is Società Bancaria Ticinese SA, Piazza Collegiata 3, CH-6501, Bellinzona, T: +41 91 821 51 21, F: +41 91 825 66 18, www.bancaria.ch. The distribution of Shares in the Fund in Switzerland must be made exclusively to Qualified Investors. The place of performance and jurisdiction for the Shares in the Fund distributed in Switzerland is at the registered office of the Representative. Publications in respect of the Shares are effected on the electronic platform www.fundinfo.com. The disclaimer on OpenFunds acting as Swiss legal representative has been drawn up in the English language. In case of any discrepancy between the English text version and any translation thereof, the English version shall prevail and be regarded as binding. Unless advised otherwise, all sources of data are those of Prestige. © 2020